

SOCIAL

A NEW CRADLE TO CRADLE COLLECTION

DESIGN IS SCENE



shaw contract group®



the socialite tile



the eccentric tile



the socialite




the creative

MEET SOCIAL. The who's who of cradle to cradle floor covering. Art imitates the glamorous life in one socially responsible carpet collection with character by the square yard. **DESIGN IS SCENE.**


colors

THE SOCIALITE TILE AND THE SOCIALITE BROADLOOM


*shown in the socialite




smith 66150




luke 66706




grace 66761




oscar 66713




chloe 66750




dante 66880




mies 66502




stella 66314




mia 66322



mick 66597




jackie 66496




audrey 66505

THE ECCENTRIC TILE AND THE CREATIVE BROADLOOM


*shown in the creative




smith 67150




luke 67706




grace 67761




oscar 67713




chloe 67750




dante 67880




mies 67502




stella 67314




mia 67322



mick 67597



jackie 67496



audrey 67505

product specifications

	Broadloom	Tile
Face weight:	28 oz	28 oz
Fiber:	Eco Solution Q®	Eco Solution Q®
Backing:	UltraLoc® Pattern	EcoWorx® Tile
Pattern repeat:	the socialite: 12" x 18" the creative: 72" x 36"	

For more information on Social contact your local Shaw Contract Group representative, visit us at www.shawcontractgroup.com or call 877-502-SHAW.